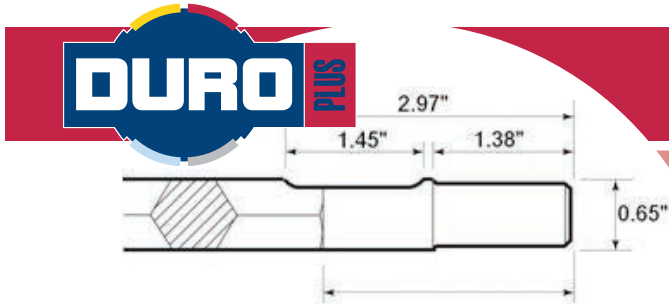




BREAKER STEELS

BOSCH 11205



BOSCH 11205

DESCRIPTION	PART NO.	LIST
Moil point - 380mm o/a length	B11205-MP380	£15.10
Narrow chisel - 380mm o/a length	B11205-NC380	£15.10

MOIL POINT



Drop forged from high grade steel, this Hammer Iron with heat treated work areas is used for demolition work and starting holes in the centre of a concrete slab. The most common of the demolition steels used for general breaking where there is not a requirement to control the line of fracture.

NARROW CHISEL



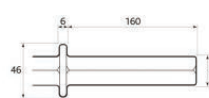
Narrow chisel used in a similar way to the moil point but the line of fracture is controlled along the line of the chisel end. Used on applications where it is important to have a clean edge retained on the work-piece to be broken.

HOW TO SELECT YOUR DURO BREAKER STEEL

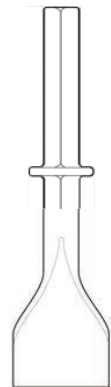
1. Choose the kind of application you need to undertake and therefore the breaker steel type you need to achieve.
2. Then select the machine type you will be using - pneumatic or electric



FOR EXAMPLE:
75MM WIDE
CHISEL



REQUIRED
TO BE USED
WITH A
32X160
HEX SHANK
BREAKER



AN EXTENSIVE RANGE OF BREAKERS
AVAILABLE FROM OUR SISTER
COMPANY YOKOTA UK



YOKOTAUK



THE PRO-LINE FROM DURO, OFFERING PROFESSIONAL LEVEL TOOLS AT VERY COMPETITIVE PRICE LEVELS. THIS RANGE IS RENOWNED FOR OFFERING GREAT QUALITY, PERFORMANCE AND VALUE TOOLS WITH VERY HIGH OUTPUT.



ORDER LINE: 01909 552470

WWW.DURO-DIAMONDS.COM